
SynCon® TRKS 4-Si and TRKS 4/1-Si

Attributes

This range was developed for direct mounting on bobbins with integrated mounting compartments. However, all terminals can also be snap mounted on 2 x 10 mm and 2 x 35 mm aluminium transformer rails.

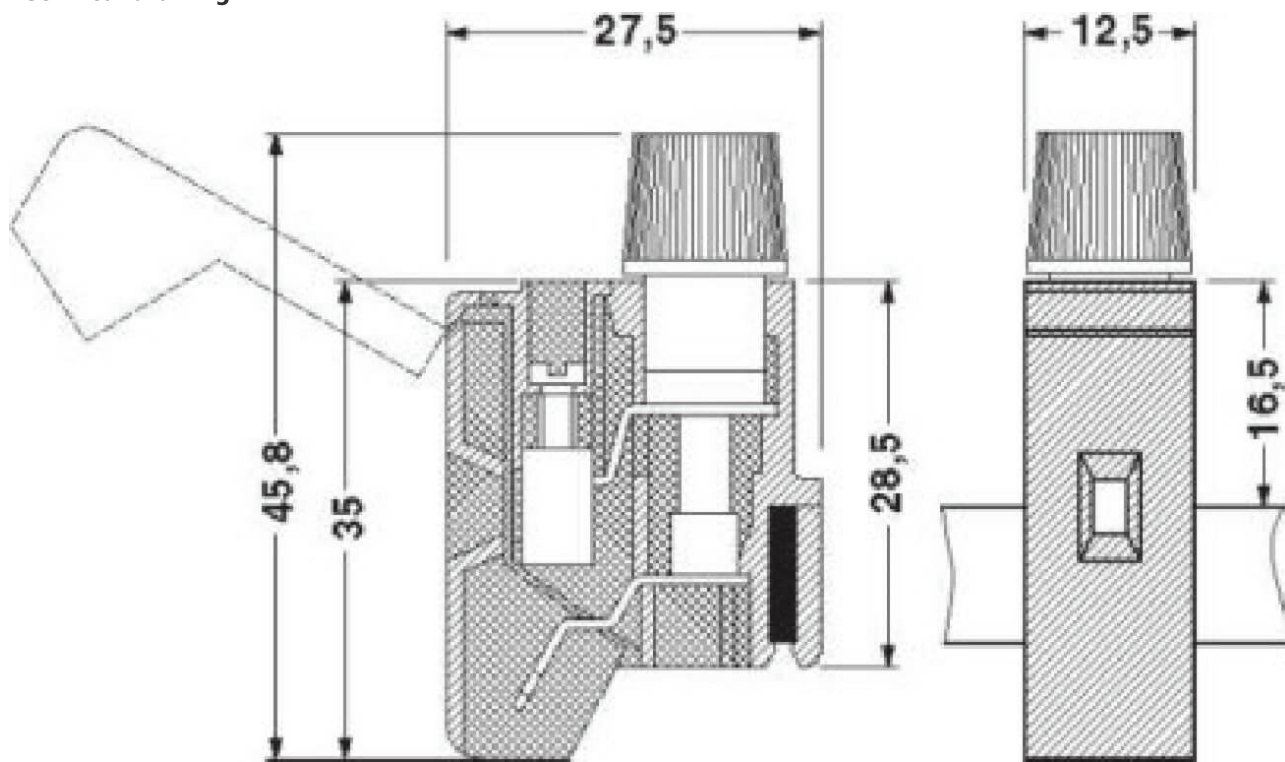
The range encompasses:

fuse terminal blocks for respective G-fuses 5 x 20 mm, 5 x 30 mm and 6.3 x 32 mm

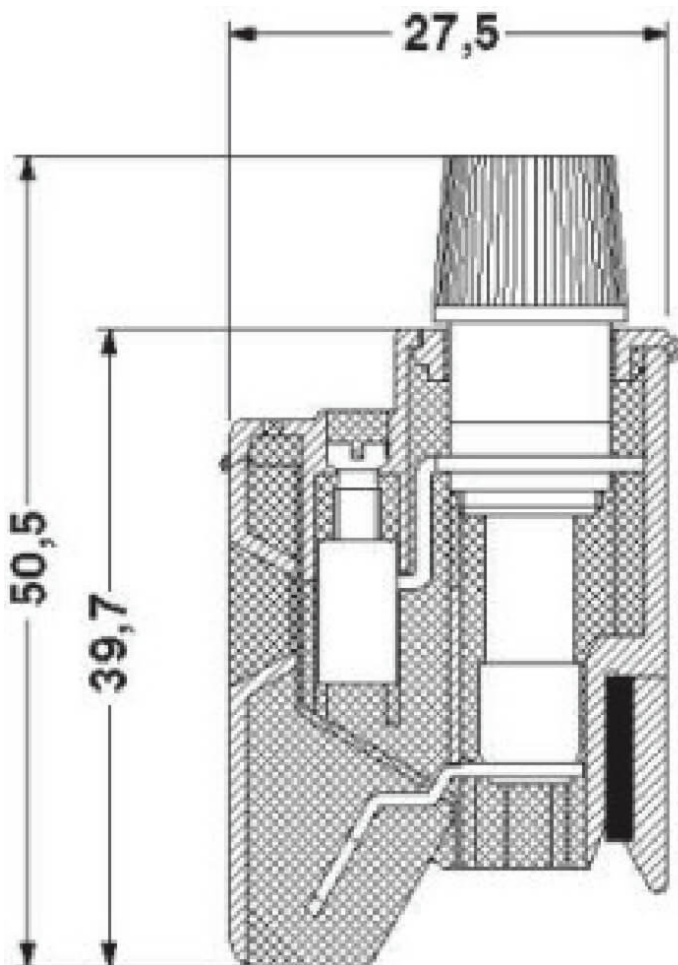
Delivery forms

50 units per package

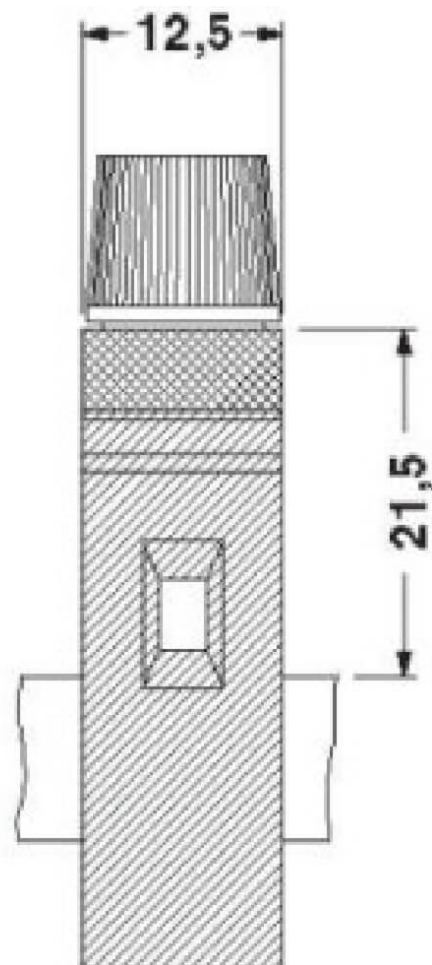
Technical drawing



TRKS 4-Si



TRKS 4/1-Si



Technical data	Unit of measure	TRKS 4-Si	TRKS 4/1-Si
Design		5 x 20	5 x 30 or 6.3 x 32
Rated cross section	mm ²	4	4
Max. Strombelastbarkeit	A	10. depending on Si	10, depending on Si
Rated insulation voltage	V	250	250
Rated surge voltage / Contamination class	kV / -	4 / 3	4 / 3
Surge voltage category/Insulation material group		III / I	III / I
Rated voltage	V	only possible with transformer	only possible with transformer

Nominal data acc. to CSA	Unit of measure	TRKS 4-Si	TRKS 4/1-Si
Rated voltage	V	600	600
Nominal current	A	10	10
AWG	kcmil	24-10	24-10

Nominal data acc. to UL	Unit of measure	TRKS 4-Si	TRKS 4/1-Si
Rated voltage	V	600	600

The information on this data sheet is based on the information provided by our supplier. It does not represent any specification or agreements regarding conditions or properties. The indicated values are standard values. Deviations from those values due to production and application cannot be excluded. The information on this data sheet is addressed to experts who use it at their own discretion and at their own risk. We do not guarantee results, or accept liability for the indicated specifications or for results obtained based on the specifications. Please contact us for more detailed information. Non-toxic and toxic substances are listed on the safety data sheet.

Updated 10/18



Nominal data acc. to UL	Unit of measure	TRKS 4-Si	TRKS 4/1-Si
Nominal current	A	10	10
AWG	kcmil	30-10	30-10

Connection data	Unit of measure	TRKS 4-Si	TRKS 4/1-Si
Strand cross section rigid min	mm ²	0.2	0.2
Strand cross section rigid max	mm ²	6	6
Strand cross section flexible min	mm ²	0.2	0.2
Strand cross section flexible max	mm ²	4	4
Strand cross section with AEH min	mm ²	0.25	0.25
Strand cross section with AEH max	mm ²	1.5	1.5
2 strands equal cross section rigid min	mm ²	0.2	0.2
2 strands equal cross section rigid max	mm ²	1.5	1.5
2 strands equal cross section flexible min	mm ²	0.2	0.2
2 strands equal cross section flexible max	mm ²	1.5	1.5
2 strands equal cross section with TWIN-AEH min	mm ²	0.5	0.5
2 strands equal cross section with TWIN-AEH max	mm ²	2.5	2.5

The information on this data sheet is based on the information provided by our supplier. It does not represent any specification or agreements regarding conditions or properties. The indicated values are standard values. Deviations from those values due to production and application cannot be excluded. The information on this data sheet is addressed to experts who use it at their own discretion and at their own risk. We do not guarantee results, or accept liability for the indicated specifications or for results obtained based on the specifications. Please contact us for more detailed information. Non-toxic and toxic substances are listed on the safety data sheet.

Updated 10/18



Connection data	Unit of measure	TRKS 4-Si	TRKS 4/1-Si
Number of connections		2	2
Connection type		screw connection	screw connection
Stripping length	mm	10	10
Thread		M3	M3
Torque	Nm	0.6-0.8	0.6-0.8

Material data	TRKS 4-Si	TRKS 4/1-Si
Insulation material	PA	PA
Inflammability class acc. to UL 94	V2	V2
Contact surface	tin-plated	tin-plated

Description	TRKS 4-Si
Colour	grey, orange

Description	TRKS 4/1-Si
Colour	grey, orange

The information on this data sheet is based on the information provided by our supplier. It does not represent any specification or agreements regarding conditions or properties. The indicated values are standard values. Deviations from those values due to production and application cannot be excluded. The information on this data sheet is addressed to experts who use it at their own discretion and at their own risk. We do not guarantee results, or accept liability for the indicated specifications or for results obtained based on the specifications. Please contact us for more detailed information. Non-toxic and toxic substances are listed on the safety data sheet.

Updated 10/18

